

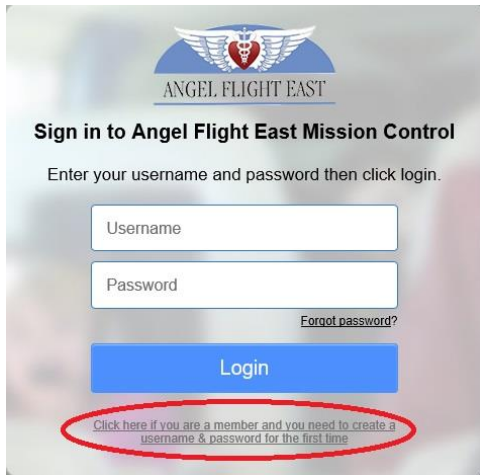
Angel Flight East

Orientation Programs: Getting Started

Thank you for volunteering to be a Command Pilot! Your first step is to complete the online orientation that will give you all the information you need to know to complete your first mission.

After your membership application was processed, you should have received an email with a Member ID number. If you did not receive this email, please contact the office at (215) 358-1900.

With this number handy, please visit our mission coordination site at <https://afe.vpoids.org/>



Assuming that you have not already created a username and password for our system, please click the link at the bottom of the login panel shown to the left.

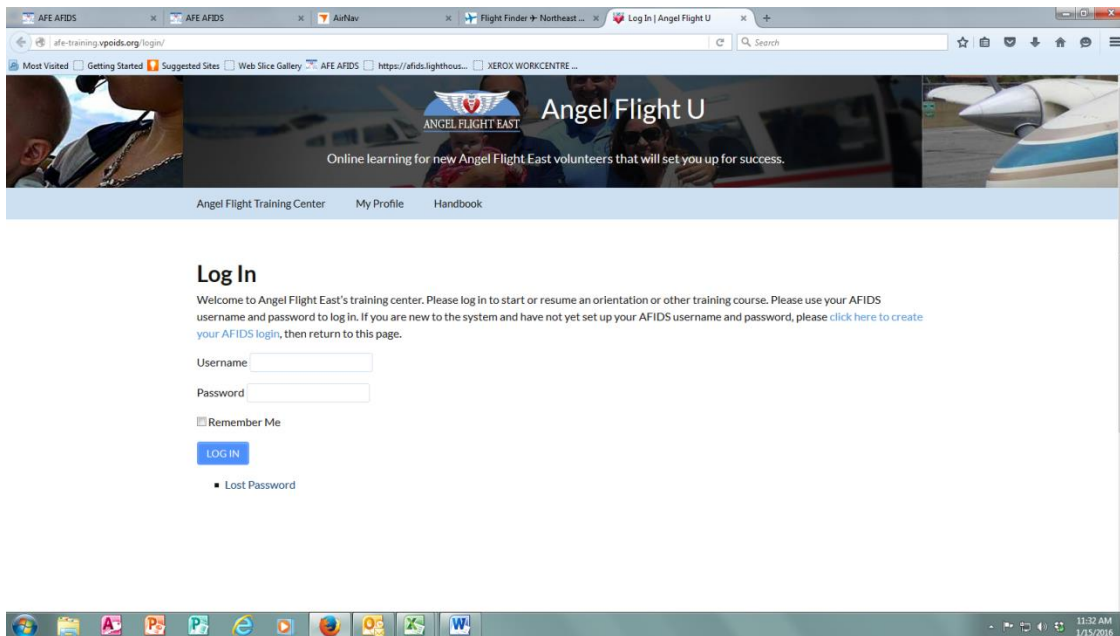
Verify your identity by entering the Member ID mentioned above, along with your last name and zip code as you provided it in your registration.

Once your identity is verified, you will be asked to create a username and password. Please note that usernames and passwords are both case-sensitive.

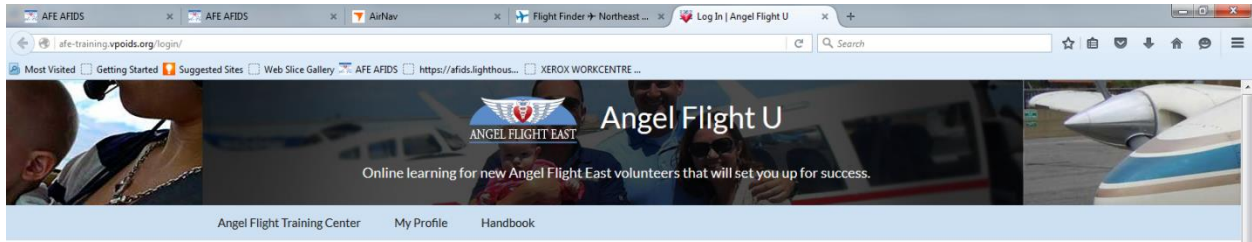
Please keep your login information secure.

Once you have your username and password, you can begin the orientation.

Please visit our online training site, **Angel Flight U**, at afe-training.vpoids.org



Log in to the training site using the username and password you just created for our mission coordination system.



Angel Flight East Training Center

This site provides Angel Flight East members orientation and training on the policies and procedures of the organization.

Training resources are presented as online courses. Any courses for you are already registered are listed on the right. Select the course to begin or resume.

Current Course

Command Pilot Orientation

The main page for Angel Flight U shows the course available to you.

The main page for the orientation course is shown below. The course is simple and quick, but the information is important. Understanding and following Angel Flight's processes and procedures is vital for your protection, the protection of the organization, and to ensure the best experience for the passenger.

Here are a few of the important features of the page highlighted in the picture below:

1. **Course progress indicator.** As you progress through the lessons, this provides a visual indicator for how much you have accomplished and how much is left to go.
2. **Course navigation.** The course navigation can be used to jump to different lessons in the course, and to resume the course if you're not able to complete it in one sitting.
3. **Video.** The video explains how to use the course.
4. **Course outline.** The course outline gives details on the topics of each lesson, and allows you to skip to a particular topic you wish to review.

Command Pilot Orientation

Course Status: In Progress



Thanks to John and Martha King for providing this introduction. When you're ready to get started, please select the "About the Course" lesson below.

1

COURSE PROGRESS

2

COURSE NAVIGATION

- About the Course
- Lesson 1: Introduction - Getting to Know Us
- Lesson 2: Mission Processes & Procedures
- Assignment: Required Documents

Welcome!



Thank you for committing your time to preparing yourself as a Command Pilot. In doing so, you are taking the first step in reinforcing our organization's dedication to the highest standards of safety and professionalism. To become certified as a Command Pilot, all new volunteers are required to complete this orientation, as well as the online AOPA course: "Public Benefit Flying: Balancing Safety and Compassion." The purpose of this training is to maintain the highest standards of safety and professionalism.

About the Course

Approximate time to complete: 60 90 minutes

Certificate of Completion: issued upon successful completion of this orientation

Prerequisite:

- AOPA online course: "Public Benefit Flying: Balancing Safety and Compassion"
A copy of your Aircraft Insurance Declaration Page
A jpeg headshot of you and spelling of your name to appear on your AFE ID Badge
- This online orientation assumes you have received and reviewed the Command Pilot Manual. You can download the manual here.

Course progression: you can work through the lessons of this course in any order you choose; however, we recommend you follow the established sequence.

Course Navigation: watch the video below for a quick tour of how to get around in the course.

Course Materials: to complete this course you will need a computer or mobile device with internet access and the audio turned on.

VIDEO

How Navigate This Course



4

Course Content		Expand All Collapse All
Lessons	Status	
1 About the Course	<input checked="" type="checkbox"/>	
2 Lesson 1: Introduction - Getting to Know Us	<input type="checkbox"/>	
3 Lesson 2: Mission Processes & Procedures	<input type="checkbox"/>	
4 Assignment: Required Documents	<input type="checkbox"/>	